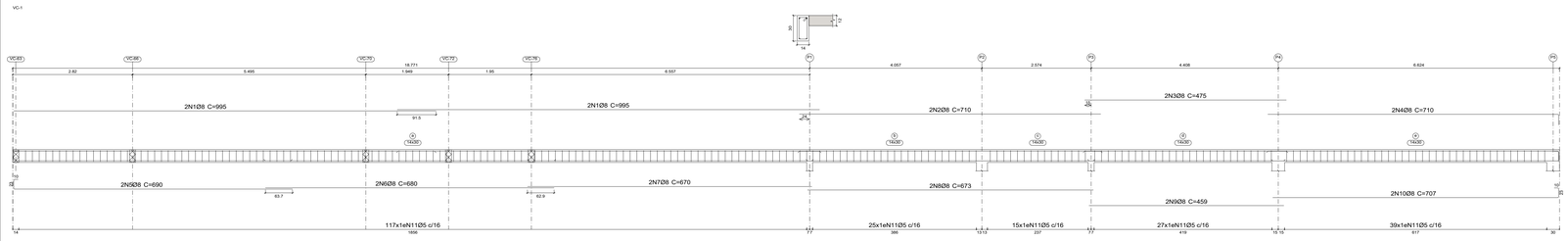

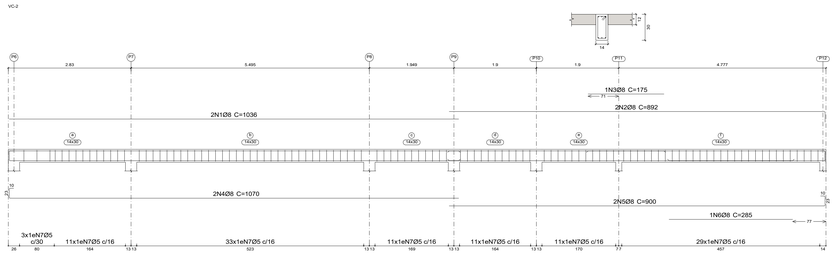

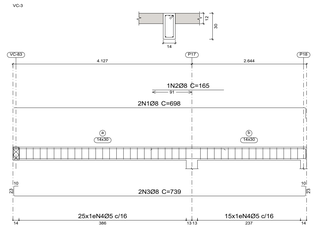

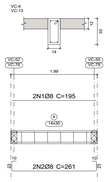

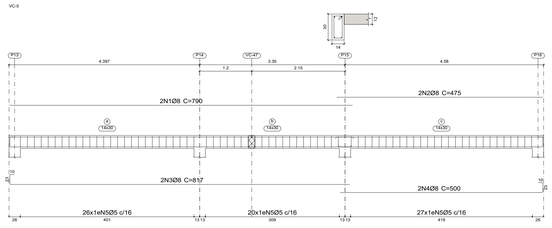

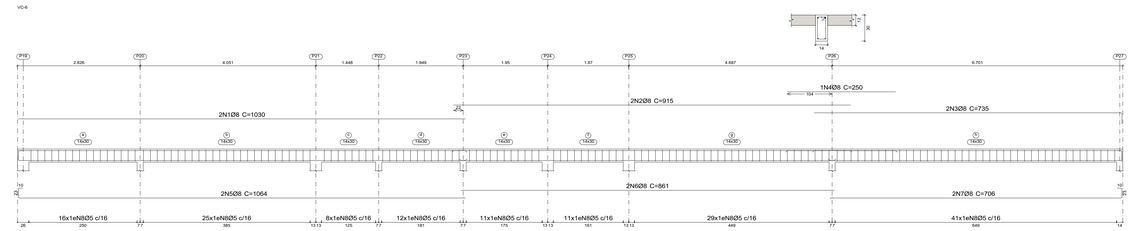

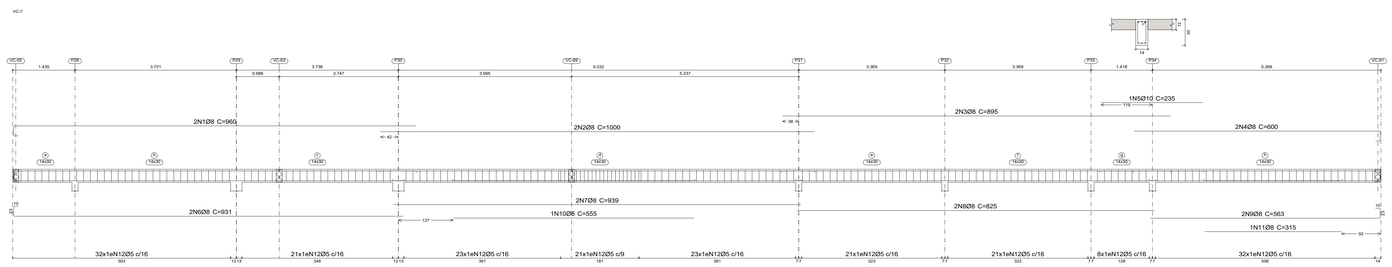

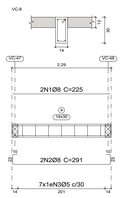

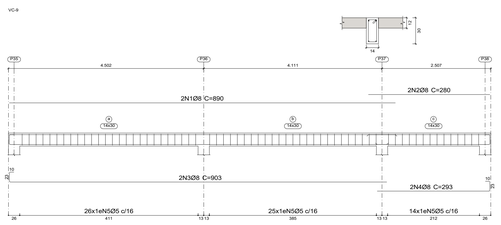

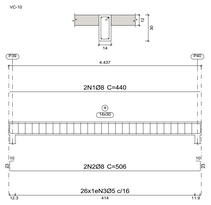

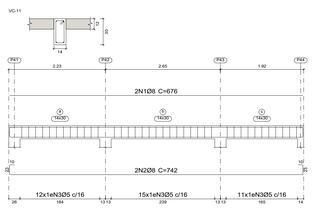

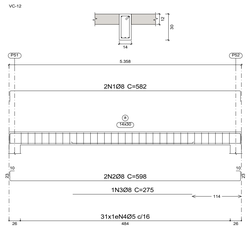

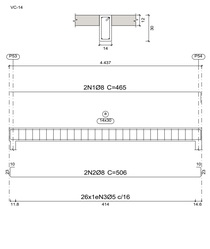

Piso 2
Desenho de vigas
Concreto: C25, em geral
Aço das barras: CA-50 e CA-60
Aço dos estribos: CA-50 e CA-60
Escala vigas 1:50
Escala seções 1:25
Escala aberturas 1:25

Elemento	Pos.	Diam.	Q.	Esquema (cm)	Comp. (cm)	Total (cm)	CA-50 (kg)	CA-60 (kg)
VC-1	1	Ø8	4	995	995	3980	15.7	
	2	Ø8	2	710	710	1420	5.6	
	3	Ø8	2	475	475	950	3.8	
	4	Ø8	2	685 / 15	710	1420	5.6	
	5	Ø8	2	20 / 657	690	1380	5.4	
	6	Ø8	2	680	680	1360	5.4	
	7	Ø8	2	670	670	1340	5.3	
	8	Ø8	2	673	673	1346	5.3	
	9	Ø8	2	459	459	918	3.6	
	10	Ø8	2	673 / 15 / 15	707	1414	5.6	
	11	Ø5	223	26 / 5 / 13	80	17840		28.0
				Total+10%:			67.4	30.8
VC-2	1	Ø8	2	1036	1036	2072	8.2	
	2	Ø8	2	867 / 15	892	1784	7.0	
	3	Ø8	1	175	175	175	0.7	
	4	Ø8	2	20 / 1036	1070	2140	8.4	
	5	Ø8	2	867 / 15 / 15	900	1800	7.1	
	6	Ø8	1	285	285	285	1.1	
	7	Ø5	109	26 / 5 / 13	80	8720		13.7
				Total+10%:			35.8	15.1
VC-3	1	Ø8	2	673 / 15	698	1396	5.5	
	2	Ø8	1	165	165	165	0.7	
	3	Ø8	2	20 / 673 / 15 / 15	739	1478	5.8	
	4	Ø5	40	26 / 5 / 13	80	3200		5.0
				Total+10%:			13.2	5.5
VC-4/VC-13	1	Ø8	2	195	195	390	1.5	
	2	Ø8	2	20 / 195 / 15 / 15	261	522	2.1	
	3	Ø5	6	26 / 5 / 13	80	480		0.8
				Total+10%:			4.0	0.9
				(x2):			8.0	1.8
VC-5	1	Ø8	2	790	790	1580	6.2	
	2	Ø8	2	475	475	950	3.8	
	3	Ø8	2	20 / 784	817	1634	6.5	
	4	Ø8	2	487 / 15 / 15	500	1000	3.9	
	5	Ø5	73	26 / 5 / 13	80	5840		9.2
				Total+10%:			22.4	10.1
VC-6	1	Ø8	2	1030	1030	2060	8.1	
	2	Ø8	2	915	915	1830	7.2	
	3	Ø8	2	710	735	1470	5.8	
	4	Ø8	1	240	250	250	1.0	
	5	Ø8	2	20 / 1030	1064	2128	8.4	
	6	Ø8	2	861	861	1722	6.8	
	7	Ø8	2	673 / 15 / 15	706	1412	5.6	
	8	Ø5	153	26 / 5 / 13	80	12240		19.2
				Total+10%:			47.2	21.1
VC-7	1	Ø8	2	15 / 947	960	1920	7.6	
	2	Ø8	2	1000	1000	2000	7.9	
	3	Ø8	2	895	895	1790	7.1	
	4	Ø8	2	15 / 587	600	1200	4.7	
	5	Ø10	1	235	235	235	1.4	
	6	Ø8	2	20 / 898	931	1862	7.4	
	7	Ø8	2	939	939	1878	7.4	
	8	Ø8	2	825	825	1650	6.5	
	9	Ø8	2	530 / 15 / 15	563	1126	4.4	
	10	Ø8	1	555	555	555	2.2	
	11	Ø8	1	315	315	315	1.2	
	12	Ø5	202	26 / 5 / 13	80	16160		25.4
				Total+10%:			63.6	27.9
VC-8	1	Ø8	2	225	225	450	1.8	
	2	Ø8	2	20 / 225 / 15 / 15	291	582	2.3	
	3	Ø5	7	26 / 5 / 13	80	560		0.9
				Total+10%:			4.5	1.0
VC-9	1	Ø8	2	890	890	1780	7.0	
	2	Ø8	2	280	280	560	2.2	
	3	Ø8	2	20 / 870	903	1806	7.1	
	4	Ø8	2	280 / 15 / 15	293	586	2.3	
	5	Ø5	65	26 / 5 / 13	80	5200		8.2
				Total+10%:			20.5	9.0
VC-10	1	Ø8	2	440	440	880	3.5	
	2	Ø8	2	20 / 440 / 15 / 15	506	1012	4.0	
	3	Ø5	26	26 / 5 / 13	80	2080		3.3
				Total+10%:			8.3	3.6
VC-11	1	Ø8	2	676	676	1352	5.3	
	2	Ø8	2	20 / 676 / 15 / 15	742	1484	5.9	
	3	Ø5	38	26 / 5 / 13	80	3040		4.8
				Total+10%:			12.3	5.3
VC-12	1	Ø8	2	20 / 532 / 15 / 15	582	1164	4.6	
	2	Ø8	2	20 / 532 / 15 / 15	598	1196	4.7	
	3	Ø8	1	275	275	275	1.1	
	4	Ø5	31	26 / 5 / 13	80	2480		3.9
				Total+10%:			11.4	4.3
VC-14	1	Ø8	2	440	465	930	3.7	
	2	Ø8	2	20 / 440 / 15 / 15	506	1012	4.0	
	3	Ø5	26	26 / 5 / 13	80	2080		3.3
				Total+10%:			8.5	3.6
				Ø5:	0.0		139.1	
				Ø8:	321.5		0.0	
				Ø10:	1.6		0.0	
				Total:	323.1		139.1	

Aprovação:

PREFEITURA MUNICIPAL DE ARAPIRACA
Secretaria Municipal de Desenvolvimento Urbano e Meio Ambiente

PROJETO ESTRUTURAL

Título/ Obra: Construção de Centro de Atenção Psicossocial III - CAPS III NISE

Localização: Avenida Pio XII, Planalto

Proprietário/ Responsável:

Prefeitura Municipal de Arapiraca - CNPJ: 12198693/ 0001-58

Thaysa Gabriela de Oliveira Gonçalves - CAU A188637-1
Arquiteta e Urbanista

Nome do Responsável Técnico - CREA:

Dados do Projeto:

Área do Terreno 3413,16 m²
Área Construída total 1817,73m²
Área da Coberta 1929,31m²

Assunto: VIGAS DE COBERTA 01/05

Desenho: Gráfico - SMDUMA
Data: Agosto/ 2021
Escala: Indicada
Prancha Nº: 10/15